


CEWC-Cymru's Top Tips for Debaters

- **Essential reading for the Wales Schools Debating Championships**
- **Helpful for your school debating club**
- **An easy-to-use resource for teachers**



Top Tips for Debaters 1

Index and Introduction



Detailed guidance:
www.cewc-cymru.org.uk/debating

Introduction

Here at CEWC-Cymru, we think that everyone should have the chance to take part in debates.

Debating helps you to develop your communication and thinking skills, your knowledge of important world issues and current affairs, and your ability to work in a team.

But debating is an art that can take a long time to master! We have therefore put together this handy set of cards to help you learn some of the basic principles .

There are tips on all of the **marking categories** that we use in the Wales Schools Debating Championships: Style, Content & Rebuttal, and Strategy. There are also suggestions on how to give a **summation speech** and how to use **points of information (POIs)**.

Finally, we have given some **suggested timings** for each debater's speech.

How our debates work

You can find our full rules and guidance at www.cewc-cymru.org.uk/debating, but here are the basics:

- The topic for debate is known as the **motion**
- Each debate has 2 sides: **Proposition** (in favour of the motion) and **Opposition** (against)
- Each team has 2 speakers, each of whom delivers a 7-minute speech.
- One of you will also need to give a 4-minute speech at the end, known as a **summation**.
- The speakers take turns as follows:
 - 1st Proposition
 - 1st Opposition
 - 2nd Proposition
 - 2nd Opposition
 - Opposition Summation
 - Proposition Summation
- During the four main speeches, you can interrupt your opponents with a **point of information**.

Good luck!



Index of Cards

Marking categories


- 2 **Style: 6 things to remember**
- 3 **Content: 6 things to remember**
- 4 **Rebuttal: 3 things to remember**
Strategy: 3 things to remember

Other tips

- 5 **Summations: 3 things to remember**
POIs: 3 things to remember

Speaker roles and timings

- 6 **1st Proposition**
- 7 **1st Opposition**
- 8 **2nd Proposition**
- 9 **2nd Opposition**
- 10 **Summations**



Top Tips for Debaters 2

Style: 6 things to remember



Detailed guidance:
www.cewc-cymru.org.uk/debating

Style (1 of 6)

Try to sound confident – even if you're feeling nervous

Style (2 of 6)

Don't stay tied to your notes – eye contact is important

Style (3 of 6)

Don't whisper, don't shout, don't race through – go for a calm, commanding performance

Style (4 of 6)


Change your tone to suit what you're saying

Style (5 of 6)

Look at the audience, not your opponents

Style (6 of 6)

Try to use humour – when appropriate!



Top Tips for Debaters 3

Content: 6 things to remember



Detailed guidance:
www.cewc-cymru.org.uk/debating



Content (1 of 6)

Define the motion clearly (if you're the Proposition)



Content (2 of 6)

Come up with 3 clear arguments for your side of the debate



Content (3 of 6)

Explain each argument in detail, with evidence (not too many statistics!)



Content (4 of 6)

Give a snappy summary of your team's case




Content (5 of 6)

Signpost your arguments



Content (6 of 6)

Link your arguments to the big issues in the world today



Top Tips for Debaters 4

Rebuttal: 3 things to remember

Strategy: 3 things to remember



Detailed guidance:
www.cewc-cymru.org.uk/debating

Rebuttal (1 of 3)

Find a way to dispute each of your opponents' major points

Rebuttal (2 of 3)

Tell us why your arguments are stronger

Rebuttal (3 of 3)

Alter your speech so you can respond effectively

Strategy (1 of 3)


Show that you are working as a team

Strategy (2 of 3)

Use all your time – make sure each speaker has enough to say

Strategy (3 of 3)

Use points of information to support your side of the debate



Top Tips for Debaters 5

Summations: 3 things to remember

POIs: 3 things to remember



Detailed guidance:
www.cewc-cymru.org.uk/debating

Summations (1 of 3)

Tell us what 'big issues' the debate has covered

Summations (2 of 3)

Remind us of both teams' arguments

Summations (3 of 3)

Say clearly why your team's arguments were stronger

Points of Information (1 of 3)


Try interrupting your opponents with plenty of relevant points

Points of Information (2 of 3)

A point of information is not a mini speech – 15 seconds max!

Points of Information (3 of 3)

If you accept a point, make sure you respond to it



Top Tips for Debaters 6

1st Proposition – ideal timings



Detailed guidance:
www.cewc-cymru.org.uk/debating

 1st Proposition (1 of 6)

0 : 00

Introduction and
definition of
motion

 1st Proposition (2 of 6)

1 : 00

Case summary and
division of
arguments

 1st Proposition (3 of 6)

1 : 30

Argument 1

 1st Proposition (4 of 6)

4 : 30

Argument 2

 1st Proposition (5 of 6)


6 : 30

Sum up

 1st Proposition (6 of 6)

7 : 00

Finish



Top Tips for Debaters 7

1st Opposition – ideal timings



Detailed guidance:
www.cewc-cymru.org.uk/debating

 **1st Opposition (1 of 6)**

0 : 00

Introduction and
response to
Prop's definition

 **1st Opposition (2 of 6)**

0 : 30

Case summary and
division of
arguments

 **1st Opposition (3 of 6)**

1 : 00

Rebuttal of 1st
Prop's arguments,
point by point

 **1st Opposition (4 of 6)**

3 : 00

Opposition
Argument 1

 **1st Opposition (5 of 6)**

5 : 00

Opposition
Argument 2


 **1st Opposition (6 of 6)**

6 : 30

Sum up

7 : 00

Finish



Top Tips for Debaters 8

2nd Proposition – ideal timings



Detailed guidance:
www.cewc-cymru.org.uk/debating

 2nd Proposition (1 of 6)

0 : 00

Introduction

 2nd Proposition (2 of 6)

0 : 30

Reminder of Prop
case and summary
of debate so far

 2nd Proposition (3 of 6)

1 : 00

Rebuttal of 1st
Opp's arguments,
point by point

 2nd Proposition (4 of 6)

3 : 30

Proposition
Argument 3

 2nd Proposition (5 of 6)


6 : 30

Sum up

 2nd Proposition (6 of 6)

7 : 00

Finish



Top Tips for Debaters 9

2nd Opposition – ideal timings



Detailed guidance:
www.cewc-cymru.org.uk/debating

 **2nd Opposition (1 of 6)**

0 : 00

Introduction

 **2nd Opposition (2 of 6)**

0 : 30

Reminder of Opp
case and summary
of debate so far

 **2nd Opposition (3 of 6)**

1 : 00

Rebuttal of 2nd
Prop's arguments
(and Prop in general)

 **2nd Opposition (4 of 6)**

4 : 00

Opposition
Argument 3

 **2nd Opposition (5 of 6)**


6 : 30

Sum up

 **2nd Opposition (6 of 6)**

7 : 00

Finish



Summation timings (1 of 6)

0 : 00

State 3 key issues
or questions arising
from the debate

Summation timings (2 of 6)

0 : 30

Issue/Question 1:
what they said, what
we said, why we won

Summation timings (3 of 6)

1 : 30

Issue/Question 1:
what they said, what
we said, why we won

Summation timings (4 of 6)

2 : 30

Issue/Question 1:
what they said, what
we said, why we

Summation timings (5 of 6)

3 : 30

Sum up

Summation timings (6 of 6)

4 : 00

Finish